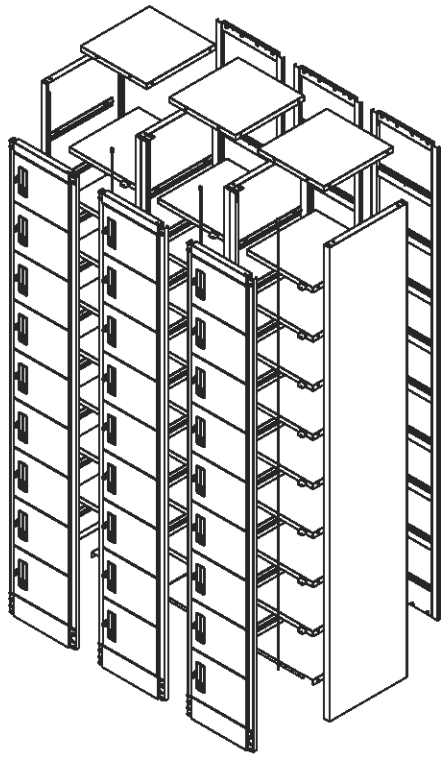
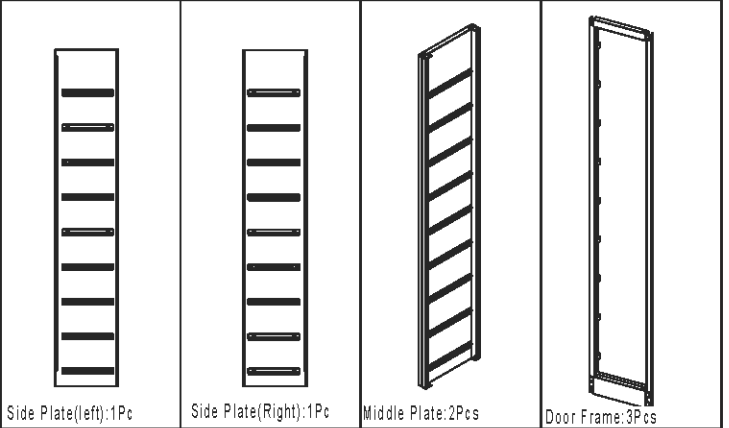
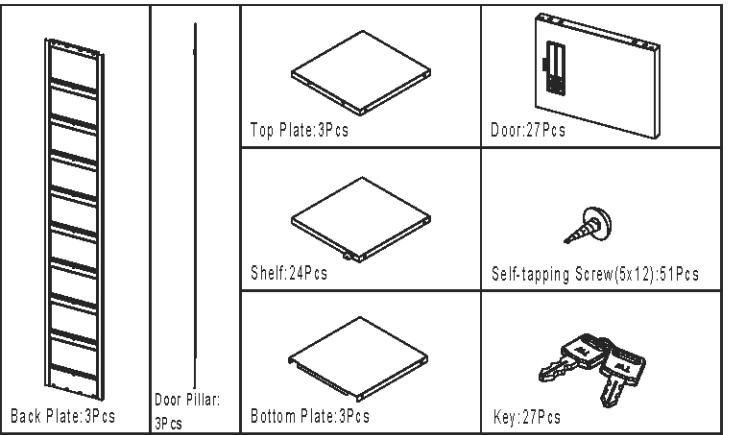


Installation:



www.hefeng-furniture.com



<p>1 Bolt the side plate and back plate with self-tapping screws(5x12)</p>	<p>2 Bolt the middle plate and back plate with self-tapping screws (5x12)</p>	<p>3 Bolt the 2nd back plate and the middle plate with self-tapping screws (5x12)</p>	<p>4 Bolt the 2nd middle plate and back plate with self-tapping screws(5x12)</p>
<p>5 Bolt the 3rd back plate and middle plate with self-tapping screws(5x12)</p>	<p>6 Bolt the side plate(right) and back plate with self-tapping screws(5x12)</p>	<p>7 Fix the door frame onto both of the side plates</p>	<p>8 Install the top and bottom plate respectively.</p>
<p>9 Install the shelves as the sign and bolt them with back plate by self-tapping screws(5x12)</p>	<p>10 Install the doors in turn</p>	<p>11 Adjust each part till fit well</p>	<p>12 Installation Finished.</p>